



[SARC Home](#) » Audeo Charter

2019–2020 School Accountability Report Card

[Translation Disclaimer](#)

Select Language



Powered by [Google Translate](#)

School Accountability Report Card

Reported Using Data from the 2019–2020 School Year

California Department of Education

By February 1 of each year, every school in California is required by state law to publish a School Accountability Report Card (SARC). The SARC contains information about the condition and performance of each California public school. Under the Local Control Funding Formula (LCFF) all local educational agencies (LEAs) are required to prepare a Local Control and Accountability Plan (LCAP), which describes how they intend to meet annual school-specific goals for all pupils, with specific activities to address state and local priorities. Additionally, data reported in an LCAP is to be consistent with data reported in the SARC.

- For more information about SARC requirements, see the California Department of Education (CDE) SARC web page at <https://www.cde.ca.gov/ta/ac/sa/>.
- For more information about the LCFF or LCAP, see the CDE LCFF web page at <https://www.cde.ca.gov/fq/aa/lc/>.
- For additional information about the school, parents/guardians and community members should contact the school principal or the district office.

DataQuest

DataQuest is an online data tool located on the CDE DataQuest web page at <https://dq.cde.ca.gov/dataquest/> that contains additional information about this school and comparisons of the school to the district and the county. Specifically, DataQuest is a dynamic system that provides reports for accountability (e.g., test data, enrollment, high school graduates, dropouts, course enrollments, staffing, and data regarding English learners).

California School Dashboard

The California School Dashboard (Dashboard) <https://www.caschooldashboard.org/>, reflects California's new accountability and continuous improvement system and provides information about how LEAs and schools are meeting the needs of California's diverse student population. The Dashboard contains reports that display the performance of LEAs, schools, and student groups on a set of state and local measures to assist in identifying strengths, challenges, and areas in need of improvement.

Veronica Ballman, School Coordinator

- Principal, Audeo Charter



About Our School

Audeo Charter School (Audeo) is an innovative, role model public school that dares to make a significant difference in the lives of students in grades K through 12. Offering an option to traditional schools, Audeo has innovated a different way of managing educational systems, both in instruction and operations. We serve as a role model because of five factors:

- We transform the lives of students who are “at risk” in the educational system – taking many from failure to college bound.
- We run Audeo with strategic initiatives, action plans and the ability to set and measure results.
- We are innovative, responsive and agile.
- We hold teachers accountable for students’ learning and success.
- We are a successful prototype for educational reform.

This futuristic public school is designed for students in grades K-12 who seek an alternative to the traditional approach to education. Independent study is the primary method of instruction, along with online courses, home school option, guest speakers, tutoring, and field trips to provide skills development and enrichment in the core curriculum.

Students can enroll in Audeo Charter School with parent request any day throughout the year. Student options include returning to comprehensive schools, earning a High School diploma, passing the California High School Proficiency Exam (CHSPE), passing the GED, or passing the High School Equivalency Test (HiSET). Each student receives a Pathways Personalized Education Plan supported through an extensive group of partnerships and alliances which provide services such as job development, pre-employment training, health maintenance, case-management, social and personal services and tutoring.

Please Note: Audeo is a DASS school and does not receive Statewide or Similar Schools ranks. As an alternative option, students enroll with Audeo to address credit deficiencies before returning to a traditional school or may choose to complete the GED or HiSET, which are not factored into the four-year cohort graduation rate.

Contact

Audeo Charter
10170 Huennekens St.
San Diego, CA 92121-2964

Phone: 858-678-2056
Email: info@audeocharterschool.net

About This School

Contact Information (School Year 2020–2021)

District Contact Information (School Year 2020–2021)	
District Name	San Diego Unified
Phone Number	(619) 725-8000
Superintendent	Cindy Marten
Email Address	cmarten@sandi.net
Website	www.sandi.net

School Contact Information (School Year 2020–2021)	
School Name	Audeo Charter
Street	10170 Huennekens St.
City, State, Zip	San Diego, Ca, 92121-2964
Phone Number	858-678-2056
Principal	Veronica Ballman, School Coordinator
Email Address	info@audeocharterschool.net
Website	http://www.audeocharterschool.net
County-District-School (CDS) Code	37683383731395

Last updated: 2/1/2021

School Description and Mission Statement (School Year 2020–2021)

The Vision

The educational community known as Audeo Charter School is committed to the development of a personalized instructional program that demonstrates positive outcomes for each student. Audeo Charter School is dedicated to the creation of instructional, service, organizational, and governance models that can serve as prototypes for educational reform. Audeo Charter School is committed to collaborative efforts to improve the quality of life for students, their families, and the community it serves.

The Mission

Audeo Charter School will implement personalized educational programs to facilitate student achievement. These educational programs will demonstrate that standards-based educational reform can provide a prototype for changing the way teachers teach and students learn in the future.

Basic Values

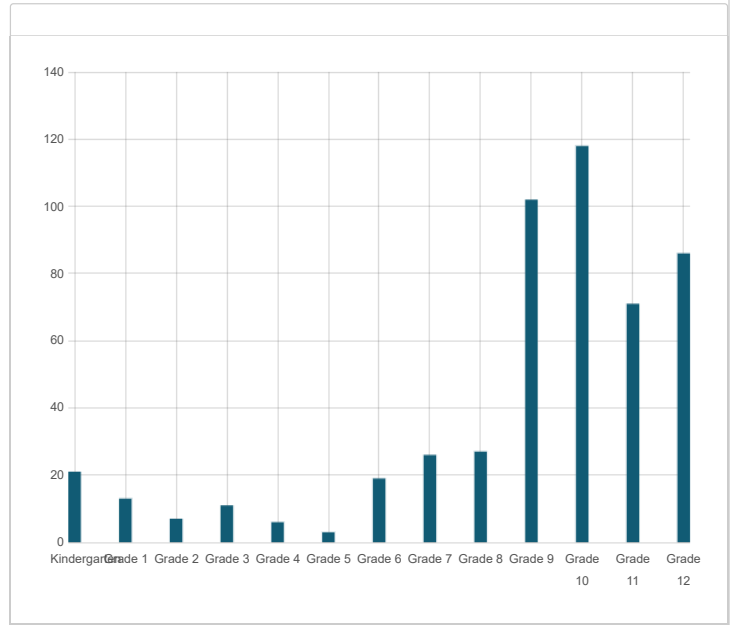
- Kids come first.
- Education at Audeo is personalized, individualized, and high quality.
- Audeo is made up of a community of highly professional people. These committed individuals are independent, self-motivated, high-energy people who speak for themselves. They work to create a positive, challenging environment that is centered on teaching and learning.
- Audeo uses business principles in managing the school.

- Audeo is committed to the creation of educational reform models centered on how effective educational organizations run, how teachers teach, and students learn.
- Audeo employees are accountable for their work.
- People-centered teams focus on supporting quality teaching and learning. Performance is measured on a variety of indicators that include productivity, credit ratio, auditability, quality, performance, and commitment to the vision of Audeo.
- Audeo is committed to the improvement of the quality of life for students, their families, and the community it serves.

Last updated: 2/1/2021

Student Enrollment by Grade Level (School Year 2019–2020)

Grade Level	Number of Students
Kindergarten	21
Grade 1	13
Grade 2	7
Grade 3	11
Grade 4	6
Grade 5	3
Grade 6	19
Grade 7	26
Grade 8	27
Grade 9	102
Grade 10	118
Grade 11	71
Grade 12	86
Total Enrollment	510



Last updated: 2/1/2021

Student Enrollment by Student Group (School Year 2019–2020)

Student Group	Percent of Total Enrollment
Black or African American	9.00 %
American Indian or Alaska Native	0.40 %
Asian	0.80 %
Filipino	0.40 %
Hispanic or Latino	51.60 %
Native Hawaiian or Pacific Islander	0.40 %
White	29.60 %
Two or More Races	7.60 %
Student Group (Other)	Percent of Total Enrollment
Socioeconomically Disadvantaged	57.30 %
English Learners	7.80 %
Students with Disabilities	14.30 %
Foster Youth	0.20 %
Homeless	3.50 %

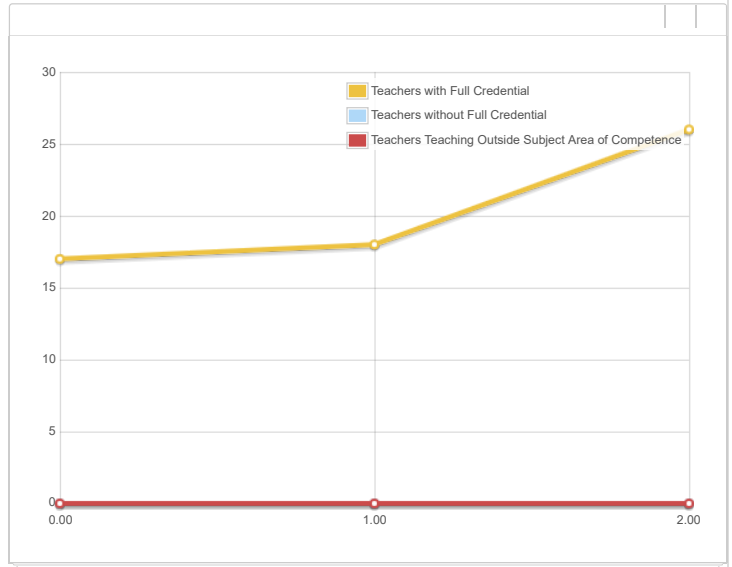
State Priority: Basic

The SARC provides the following information relevant to the State priority: Basic (Priority 1):

- Degree to which teachers are appropriately assigned and fully credentialed in the subject area and for the pupils they are teaching;
- Pupils have access to standards-aligned instructional materials; and
- School facilities are maintained in good repair

Teacher Credentials

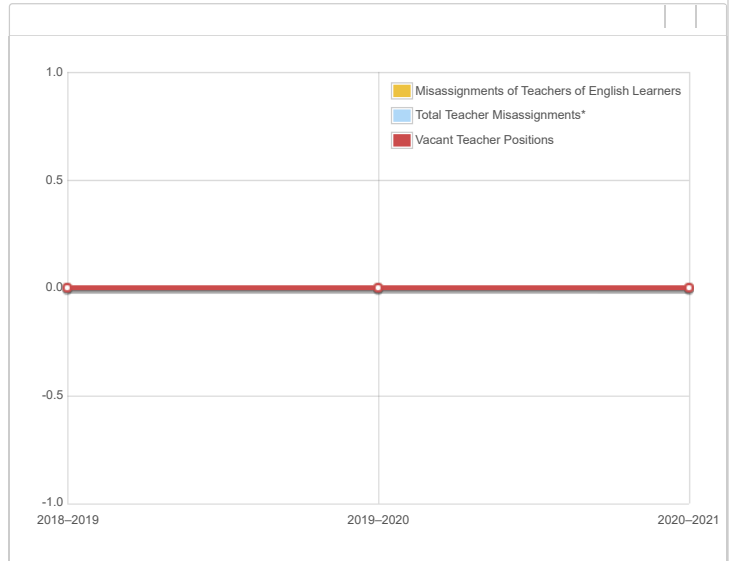
Teachers	School 2018–2019	School 2019–2020	School 2020–2021	District 2020–2021
With Full Credential	17	18	26	
Without Full Credential	0	0	0	
Teachers Teaching Outside Subject Area of Competence (with full credential)	0	0	0	



Last updated: 2/1/2021

Teacher Misassignments and Vacant Teacher Positions

Indicator	2018–2019	2019–2020	2020–2021
Misassignments of Teachers of English Learners	0	0	0
Total Teacher Misassignments*	0	0	0
Vacant Teacher Positions	0	0	0



Note: "Misassignments" refers to the number of positions filled by teachers who lack legal authorization to teach that grade level, subject area, student group, etc.

* Total Teacher Misassignments includes the number of Misassignments of Teachers of English Learners.

Last updated: 2/1/2021

School Facility Conditions and Planned Improvements

Audeo's resource centers are exceptionally attractive, clean, safe, and orderly. Every resource center is fully equipped with student computers linked to the Internet, teacher laptop computers, audio-visual equipment, individual teacher telephones, bookshelves, textbooks, storage, alarm systems, smoke detectors, tables, chairs, and teacher desks.

Last updated: 2/1/2021

State Priority: Pupil Achievement

The SARC provides the following information relevant to the State priority: Pupil Achievement (Priority 4):

- **Statewide assessments** (i.e., California Assessment of Student Performance and Progress [CAASPP] System, which includes the Smarter Balanced Summative Assessments for students in the general education population and the California Alternate Assessments [CAAs] for English language arts/literacy [ELA] and mathematics given in grades three through eight and grade eleven. Only eligible students may participate in the administration of the CAAs. CAAs items are aligned with alternate achievement standards, which are linked with the Common Core State Standards [CCSS] for students with the most significant cognitive disabilities); and

- The percentage of students who have successfully completed courses that satisfy the requirements for entrance to the University of California and the California State University, or career technical education sequences or programs of study.

**CAASPP Test Results in ELA and Mathematics for All Students
Grades Three through Eight and Grade Eleven
Percentage of Students Meeting or Exceeding the State Standard**

Audeo Charter School is designated by the state as a Dashboard Alternative School Status (previously ASAM) school. DASS schools have at least 70% of the school's total enrollment comprised of groups that are at high risk of dropping out of school. These groups include students who are suspended, expelled, wards of the court, pregnant/parenting, recovered dropouts, and/or habitually truant.

Subject	School 2018–2019	School 2019–2020	District 2018–2019	District 2019–2020	State 2018–2019	State 2019–2020
English Language Arts / Literacy (grades 3-8 and 11)	50.0%	N/A	55.0%	N/A	50%	N/A
Mathematics (grades 3-8 and 11)	19.0%	N/A	46.0%	N/A	39%	N/A

Note: Cells with N/A values do not require data.

Note: The 2019–2020 data are not available. Due to the COVID-19 pandemic, Executive Order N-30-20 was issued which waived the requirement for statewide testing for the 2019–2020 school year.

Note: Percentages are not calculated when the number of students tested is ten or less, either because the number of students in this category is too small for statistical accuracy or to protect student privacy.

Note: ELA and mathematics test results include the Smarter Balanced Summative Assessment and the CAA. The "Percent Met or Exceeded" is calculated by taking the total number of students who met or exceeded the standard on the Smarter Balanced Summative Assessment plus the total number of students who met the standard (i.e., achieved Level 3-Alternate) on the CAAs divided by the total number of students who participated in both assessments.

Last updated: 2/1/2021

CAASPP Test Results in ELA by Student Group
 Grades Three through Eight and Grade Eleven (School Year 2019–2020)

Student Group	Total Enrollment	Number Tested	Percent Tested	Percent Not Tested	Percent Met or Exceeded
All Students	N/A	N/A	N/A	N/A	N/A
Male	N/A	N/A	N/A	N/A	N/A
Female	N/A	N/A	N/A	N/A	N/A
Black or African American	N/A	N/A	N/A	N/A	N/A
American Indian or Alaska Native	N/A	N/A	N/A	N/A	N/A
Asian	N/A	N/A	N/A	N/A	N/A
Filipino	N/A	N/A	N/A	N/A	N/A
Hispanic or Latino	N/A	N/A	N/A	N/A	N/A
Native Hawaiian or Pacific Islander	N/A	N/A	N/A	N/A	N/A
White	N/A	N/A	N/A	N/A	N/A
Two or More Races	N/A	N/A	N/A	N/A	N/A
Socioeconomically Disadvantaged	N/A	N/A	N/A	N/A	N/A
English Learners	N/A	N/A	N/A	N/A	N/A
Students with Disabilities	N/A	N/A	N/A	N/A	N/A
Students Receiving Migrant Education Services	N/A	N/A	N/A	N/A	N/A
Foster Youth	N/A	N/A	N/A	N/A	N/A
Homeless	N/A	N/A	N/A	N/A	N/A

Note: Cells with N/A values do not require data.

Note: The 2019–2020 data are not available. Due to the COVID-19 pandemic, Executive Order N-30-20 was issued which waived the requirement for statewide testing for the 2019–2020 school year.

Last updated: 2/1/2021

CAASPP Test Results in Mathematics by Student Group
 Grades Three through Eight and Grade Eleven (School Year 2019–2020)

Student Group	Total Enrollment	Number Tested	Percent Tested	Percent Not Tested	Percent Met or Exceeded
All Students	N/A	N/A	N/A	N/A	N/A
Male	N/A	N/A	N/A	N/A	N/A
Female	N/A	N/A	N/A	N/A	N/A
Black or African American	N/A	N/A	N/A	N/A	N/A
American Indian or Alaska Native	N/A	N/A	N/A	N/A	N/A
Asian	N/A	N/A	N/A	N/A	N/A
Filipino	N/A	N/A	N/A	N/A	N/A
Hispanic or Latino	N/A	N/A	N/A	N/A	N/A
Native Hawaiian or Pacific Islander	N/A	N/A	N/A	N/A	N/A
White	N/A	N/A	N/A	N/A	N/A
Two or More Races	N/A	N/A	N/A	N/A	N/A
Socioeconomically Disadvantaged	N/A	N/A	N/A	N/A	N/A
English Learners	N/A	N/A	N/A	N/A	N/A
Students with Disabilities	N/A	N/A	N/A	N/A	N/A
Students Receiving Migrant Education Services	N/A	N/A	N/A	N/A	N/A
Foster Youth	N/A	N/A	N/A	N/A	N/A
Homeless	N/A	N/A	N/A	N/A	N/A

Note: Cells with N/A values do not require data.

Note: The 2019–2020 data are not available. Due to the COVID-19 pandemic, Executive Order N-30-20 was issued which waives the requirement for statewide testing for the 2019–2020 school year.

Last updated: 2/1/2021

CAASPP Test Results in Science for All Students
Grades Five, Eight and High School
Percentage of Students Meeting or Exceeding the State Standard

Subject	School 2018–2019	School 2019–2020	District 2018–2019	District 2019–2020	State 2018–2019	State 2019–2020
Science (grades 5, 8, and high school)	26	N/A	34	N/A	30	N/A

Note: Cells with N/A values do not require data.

Note: The 2019–2020 data are not available. Due to the COVID-19 pandemic, Executive Order N-30-20 was issued which waived the requirement for statewide testing for the 2019–2020 school year.

Note: The new California Science Test (CAST) was first administered operationally in the 2018–2019 school year.

Last updated: 2/1/2021

CAASPP Tests Results in Science by Student Group
Grades Five, Eight and High School (School Year 2019–2020)

Student Group	Total Enrollment	Number Tested	Percent Tested	Percent Not Tested	Percent Met or Exceeded
All Students	N/A	N/A	N/A	N/A	N/A
Male	N/A	N/A	N/A	N/A	N/A
Female	N/A	N/A	N/A	N/A	N/A
Black or African American	N/A	N/A	N/A	N/A	N/A
American Indian or Alaska Native	N/A	N/A	N/A	N/A	N/A
Asian	N/A	N/A	N/A	N/A	N/A
Filipino	N/A	N/A	N/A	N/A	N/A
Hispanic or Latino	N/A	N/A	N/A	N/A	N/A
Native Hawaiian or Pacific Islander	N/A	N/A	N/A	N/A	N/A
White	N/A	N/A	N/A	N/A	N/A
Two or More Races	N/A	N/A	N/A	N/A	N/A
Socioeconomically Disadvantaged	N/A	N/A	N/A	N/A	N/A
English Learners	N/A	N/A	N/A	N/A	N/A
Students with Disabilities	N/A	N/A	N/A	N/A	N/A
Students Receiving Migrant Education Services	N/A	N/A	N/A	N/A	N/A
Foster Youth	N/A	N/A	N/A	N/A	N/A
Homeless	N/A	N/A	N/A	N/A	N/A

Note: Cells with N/A values do not require data.

Note: The 2019–2020 data are not available. Due to the COVID-19 pandemic, Executive Order N-30-20 was issued which waived the requirement for statewide testing for the 2019–2020 school year.

Last updated: 2/1/2021

Career Technical Education (CTE) Programs (School Year 2019–2020)

Career Technical Education (CTE) opportunities vary according to the students' goals. Student strengths, interests and values are discussed with the student and parents and become part of the Pathways Personalized Educational Plan (PPEP). CSSD offers more than 20 CTE courses and 5 Career Pathways in either an independent study or online environments. Eleventh and twelfth grade students research career paths and post-secondary career options to compile an electronic portfolio as part of a required senior course called "Pathways Exhibition". Counselors, teachers, career resource speakers, administrators and parents provide assistance in the educational and career decision making process. Because of the flexibility in this school's schedule, students are able to work while traditional schools are in session, which broadens the range of job opportunities and work-based learning available. The school allows students the freedom to participate in community events and encourages them to volunteer. In order to broaden their experience and prepare students for the transition from school to career, students who remain at The Charter School of San Diego until graduation are required to earn two credits in a specified CTE course, Service Learning, or in our state approved General Work Experience Education (WEE) courses. In this way, students have the chance to experience the world outside school as either volunteers or while learning a career skill on their path to becoming College and Career Ready.

*Last updated: 2/1/2021***Career Technical Education (CTE) Participation (School Year 2019–2020)**

Measure	CTE Program Participation
Number of Pupils Participating in CTE	207
Percent of Pupils that Complete a CTE Program and Earn a High School Diploma	--
Percent of CTE Courses that are Sequenced or Articulated Between the School and Institutions of Postsecondary Education	--

Last updated: 2/1/2021

Courses for University of California (UC) and/or California State University (CSU) Admission

Audeo maintains a comprehensive course list of UC A-G approved courses. The majority Audeo's high school students enrolling are behind in credits and not on track to graduate with their 4-year cohort. The majority enroll with courses completed at their previous school that did not meet the UC A-G requirements.

UC/CSU Course Measure	Percent
2019–2020 Pupils Enrolled in Courses Required for UC/CSU Admission	96.29%
2018–2019 Graduates Who Completed All Courses Required for UC/CSU Admission	12.59%

Last updated: 2/1/2021

State Priority: Other Pupil Outcomes

The SARC provides the following information relevant to the State priority: Other Pupil Outcomes (Priority 8):

- Pupil outcomes in the subject area of physical education

California Physical Fitness Test Results (School Year 2019–2020)

Grade Level	Percentage of Students Meeting Four of Six Fitness Standards	Percentage of Students Meeting Five of Six Fitness Standards	Percentage of Students Meeting Six of Six Fitness Standards
5	N/A	N/A	N/A
9	N/A	N/A	N/A

Note: Cells with N/A values do not require data.

Note: The 2019–2020 data are not available. Due to the COVID-19 pandemic, Executive Order N-56-20 was issued which waived the requirement to administer the physical fitness performance test for the 2019–2020 school year.

Last updated: 2/1/2021

State Priority: Parental Involvement

The SARC provides the following information relevant to the State priority: Parental Involvement (Priority 3):

- Efforts the school district makes to seek parent input in making decisions for the school district and each school site

Opportunities for Parental Involvement (School Year 2020–2021)

Parents become involved in their children's education at Audeo Charter School from the beginning. Parents are a part of the initial meeting with the teacher, when they learn school requirements. Together with the student, they develop each student's unique Pathways Personalized Educational Plan (PPEP). Parents are encouraged to call and make appointments at any time; parents are involved in their child's education on a daily/weekly basis. Parents are encouraged to give feedback through the annual LCAP parent survey, open houses, senior exit orientation meetings, master agreement signings, board meetings, and graduation.

Last updated: 2/1/2021

State Priority: Pupil Engagement

The SARC provides the following information relevant to the State priority: Pupil Engagement (Priority 5):

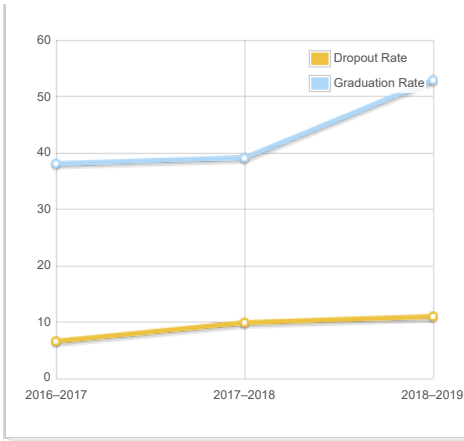
- High school dropout rates; and
- High school graduation rates

Dropout Rate and Graduation Rate (Four-Year Cohort Rate)

Please Note: Audeo Charter School is a DASS school. As an alternative option, many students enroll with Audeo Charter School to address credit deficiencies before returning to a traditional school or deciding to stay with Audeo to complete their coursework. Often these students are not on track to graduate with their four-year cohort.

Indicator	School 2016–2017	School 2017–2018	School 2018–2019	District 2016–2017	District 2017–2018	District 2018–2019	State 2016–2017	State 2017–2018	State 2018–2019
Dropout Rate	6.60%	9.90%	11.00%	3.70%	4.10%	4.10%	9.10%	9.60%	9.00%
Graduation Rate	38.10%	39.10%	52.90%	82.00%	83.10%	84.70%	82.70%	83.00%	84.50%

Dropout/Graduation Rate (Four-Year Cohort Rate) Chart



Last updated: 2/1/2021

State Priority: School Climate

The SARC provides the following information relevant to the State priority: School Climate (Priority 6):

- Pupil suspension rates;
- Pupil expulsion rates; and
- Other local measures on the sense of safety

Suspensions and Expulsions

(data collected between July through June, each full school year respectively)

Rate	School 2017-2018	School 2018-2019	District 2017-2018	District 2018-2019	State 2017-2018	State 2018-2019
Suspensions	0.30%	0.00%	3.50%	3.60%	3.50%	3.50%
Expulsions	0.00%	0.00%	0.10%	0.10%	0.10%	0.10%

Suspensions and Expulsions for School Year 2019-2020 Only

(data collected between July through February, partial school year due to the COVID-19 pandemic)

Rate	School 2019-2020	District 2019-2020	State 2019-2020
Suspensions	0.20%	2.20%	2.50%
Expulsions	0.00%	0.04%	0.10%

Note: The 2019-2020 suspensions and expulsions rate data are not comparable to prior year data because the 2019-2020 school year is a partial school year due to the COVID-19 crisis. As such, it would be inappropriate to make any comparisons in rates of suspensions and expulsions in the 2019-2020 school year compared to prior years.

Last updated: 2/1/2021

School Safety Plan (School Year 2020-2021)

The safety plan is updated and approved annually. It includes disaster procedures, procedures for safe entry and exit of pupils, procedures for serious disciplinary problems, lockdown procedures, loitering law, going to and from school safely, zero tolerance policy, emergency resource information, emergency disaster kit, and emergency quick reference guide. A sexual harassment policy, child abuse reporting procedures, school dress codes and the school discipline policy are also included. Regular safety drills are conducted and recorded three times per year.

Last updated: 2/1/2021

The information in this section is required to be in the SARC but is not included in the state priorities for LCFF.

Ratio of Pupils to Academic Counselor (School Year 2019-2020)

Title	Ratio
Pupils to Academic Counselor*	637.5

*One full time equivalent (FTE) equals one staff member working full time; one FTE could also represent two staff members who each work 50 percent of full time.

Last updated: 2/1/2021

Student Support Services Staff (School Year 2019-2020)

	Number of FTE* Assigned to School
Counselor (Academic, Social/Behavioral or Career Development)	1.30
Library Media Teacher (Librarian)	
Library Media Services Staff (Paraprofessional)	
Psychologist	0.15
Social Worker	0.15
Nurse	0.20
Speech/Language/Hearing Specialist	
Resource Specialist (non-teaching)	4.00
Other	1.60

*One full time equivalent (FTE) equals one staff member working full time; one FTE could also represent two staff members who each work 50 percent of full time.

Last updated: 2/1/2021

Expenditures Per Pupil and School Site Teacher Salaries (Fiscal Year 2018–2019)

Level	Total Expenditures Per Pupil	Expenditures Per Pupil (Restricted)	Expenditures Per Pupil (Unrestricted)	Average Teacher Salary
School Site	\$11940.78	\$389.48	\$11551.30	--
District	N/A	N/A	--	\$83542.00
Percent Difference – School Site and District	N/A	N/A	--	--
State	N/A	N/A	\$7750.12	\$83052.00
Percent Difference – School Site and State	N/A	N/A	--	--

Note: Cells with N/A values do not require data.

Last updated: 2/1/2021

Types of Services Funded (Fiscal Year 2019–2020)

As a 501c3 non-profit corporation, Student Success Programs, Inc. has full authority and discretion in the management of all its fiscal matters. The latitude to determine the use of funds is accompanied by an obligation to remain revenue neutral and to submit an audited financial report annually to the District. More than half of the funds the school receives go to certificated instructors who work directly with students. Funds are also used for purchasing up-to-date instructional materials and technology.

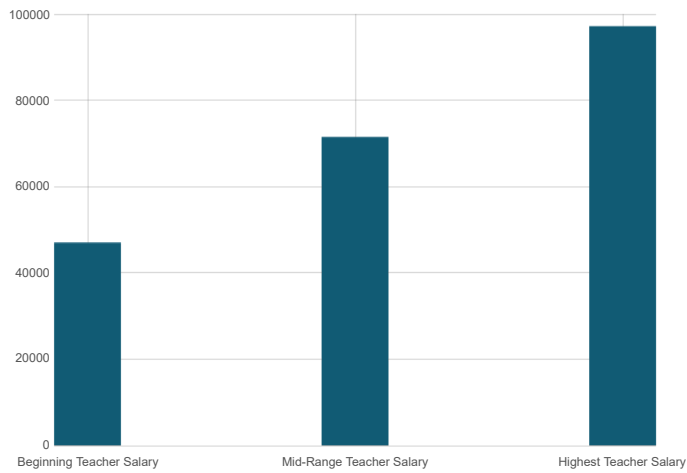
Last updated: 2/1/2021

Teacher and Administrative Salaries (Fiscal Year 2018–2019)

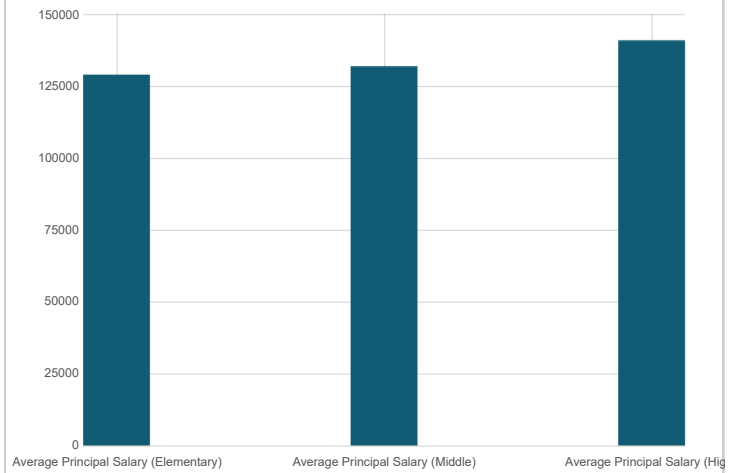
Category	District Amount	State Average For Districts In Same Category
Beginning Teacher Salary	\$47,051	\$50,029
Mid-Range Teacher Salary	\$71,495	\$77,680
Highest Teacher Salary	\$97,176	\$102,143
Average Principal Salary (Elementary)	\$128,899	\$128,526
Average Principal Salary (Middle)	\$131,842	\$133,574
Average Principal Salary (High)	\$140,843	\$147,006
Superintendent Salary	\$264,819	\$284,736
Percent of Budget for Teacher Salaries	34.00%	33.00%
Percent of Budget for Administrative Salaries	4.00%	5.00%

For detailed information on salaries, see the CDE Certificated Salaries & Benefits web page at <https://www.cde.ca.gov/ds/fd/cs/>.

Teacher Salary Chart



Principal Salary Chart



Last updated: 2/1/2021

Advanced Placement (AP) Courses (School Year 2019–2020)

Audeo Charter School offers 9 AP courses that students can enroll in at any point during the school year. The data below reflects the students and AP courses enrolled as of the first Wednesday in October (CBEDS/Census Day).

Percent of Students in AP Courses 0.80%

Subject	Number of AP Courses Offered*
Computer Science	0
English	1
Fine and Performing Arts	0
Foreign Language	0
Mathematics	0
Science	1
Social Science	1
Total AP Courses Offered*	3

*Where there are student course enrollments of at least one student.

Last updated: 2/1/2021

Professional Development

Audeo Charter School offers its workforce a comprehensive professional development system. The system is based on student achievement data, California state mandates, federal regulations and mandates, and the best pedagogical practices. In short, the plan provides a school within a school for the purposes of teaching and learning to deepen teachers' content knowledge, and to increase teachers' knowledge of the standards and instructional methods based on student results in an independent study environment. It was designed to fulfill Audeo's professional development needs to produce a rigorous academic and professional experience for teachers, clerical and classified staff. In addition, all personnel are encouraged to attend seminars and workshops offered by local universities, the San Diego County Office of Education (SDCOE), and professional associations. Staff participates in regular professional development based on the needs of students and organizational outcomes as outlined in the Strategic Plan and the Local Control Accountability Plan. At a holistic level, Audeo's professional development also provides support for all employees to develop skills and techniques crucial to their personal lives as they work toward a healthy work/life balance. The school adheres to the requirement for the annual number of school days dedicated to staff development per Education Code 33126(b)(9).

Measure	2018–2019	2019–2020	2020–2021
Number of school days dedicated to Staff Development and Continuous Improvement	14	14	14

Questions: SARC TEAM | sarc@cde.ca.gov | 916-319-0406

California Department of Education
 1430 N Street
 Sacramento, CA 95814